



Metal Can Defects

Identification and Classification

New

30/04/89

TABLE OF CONTENTS - METAL PLATE MANUFACTURING DEFECTS

<u>DEFECT</u>	<u>SECTION</u>
LAMINATED PLATE	7.1.1
PIN-HOLE	7.1.2
PLATE STAIN	7.1.3
WELD JOINT	7.1.4



Metal Can Defects

Identification and Classification

New

30/04/89

DEFECT: LAMINATED PLATE

CLASSIFICATION:

A plate lamination is considered a serious metal plate defect.

DESCRIPTION:

Metal body or end plate which can be separated into two layers of metal which are not bonded.

COMMON SOURCES:

1. Folds or layers of plate rolled into a single plate thickness in the rolling mill. These folds or layers do not bond together during rolling and will separate when the metal is worked during can manufacture.
-







Metal Can Defects

Identification and Classification

New

30/04/89

DEFECT: LAMINATED PLATE





Metal Can Defects

Identification and Classification

New

30/04/89

DEFECT: PIN-HOLE

CLASSIFICATION:


A pin-hole is considered as a serious metal plate defect.

DESCRIPTION:

A hole in the metal plate originating in the rolling mill. These will vary in size from barely visible to large irregular shaped holes with rough edges.

COMMON SOURCES:

1. Foreign particles may be rolled into the plate during the rolling operation in the mill; they do not bond with the plate. Large particles will extend to both surfaces of the plate. When the plate is worked during can manufacture or flexed during retorting, these particles may pop out leaving a hole (pin-hole) in the plate.
-




Metal Can Defects

Identification and Classification

New

30/04/89

DEFECT: PIN-HOLE





Metal Can Defects

Identification and Classification

New

30/04/89

DEFECT: PLATE STAIN

CLASSIFICATION:

Plate stain is considered as a minor metal plate defect.

DESCRIPTION:

Readily visible stains on the metal plate surface. If the metal plate is coated, these stains may be visible through the coating.

COMMON SOURCES:

1. This condition originates during plate fabrication.
-

Metal Can Defects

Identification and Classification

Amend.no.4

10/03/06

DEFECT: WELD JOINT

CLASSIFICATION:

A weld joint is considered a serious metal plate defect, when packed with a corrosive product, when there are gaps in the continuous weld such as in spot welds, or when the weld is weakened to the point that it fails under finger pressure.

DESCRIPTION:

An obvious, black line (joint) approximately 5 mm (3/16") wide running across the can end or body. They seldom result in leakage although there is potential for corrosion along this weld which may lead to perforation.

COMMON SOURCES:

1. These joints are made in the steel mill when two coils of plate are joined (arc welded) together.
-

